




Gretna Green School

Kindergarten Learning Challenges April 20-24



<p>Practice saying the numbers that come before/after to 10 (5 is after 4; 2 is before 3). Use chalk to print the numbers 1 to 10 on pavement. Toss small rocks or beanbags on the numbers. Say the number then say what comes before and after. To play inside, use paper and small coins.</p> 	<p>Play Sight Word Swat. Place sight word cards on the floor or table. Call out a word. Player slaps the word with hand or flyswatter. Can also be played with letters or numbers.</p> 	<p>Find 5 things that are taller than you. Find 5 things that are shorter than you. See if you can find something that is the same height as you.</p> 	<p>Go on a letter hunt! Have someone hide letters around the house. When you find a letter, say the name and the letter sound.</p>	<ul style="list-style-type: none"> • Keep practicing your sight words. • Read (books, signs, magazines, toys, newspapers, etc..). Remember the 3 Ways to Read a Book – words, pictures, re-tell. You can Read to Self, Read to Someone or Listen to Reading • Check out some books on Raz-Kids.com where we assigned your child books to read at their reading level. <u>This is optional.</u> 😊 • Writer's Workshop Home Edition – Choose a topic and write a new book! Don't forget to stretch out the sounds to help you spell tricky words. You can also write in a journal!
<p>Make an obstacle course outside and include counting. Example- Run to the shed and do 7 jumping jacks then hop on one foot to the tree and count backwards from 10.</p>	<p>Make a fort inside your house using blankets. Use a flashlight and enjoy a good book inside your fort.</p>	<p>Practice the Poem of the Week. Find all the sight words in the poem. Practice reading in a high pitch voice and a low pitch voice.</p>	<p>Have a taste test. Find a new food. How does it look, smell, feel, and taste?</p>	

- **Dreambox:** This is an EXCELLENT Math resource and allows kids to work at their level and move up when ready.
- **PLAY** – Set up a pretend restaurant, open a veterinarian's office, make a racetrack, build a village, put on a puppet show, have a play date with a classmate over facetime. Use your imagination and have fun!!!!
- Mr. Ryan's Phys. Ed activity ideas for the week can now be found on his Teacher Page.

Thank you for all you are doing at home 😊 and remember that these activities are all optional. Have fun doing what you can manage.

Email – tanya.matheson@nbed.nb.ca

Christine.otoole@nbed.nb.ca