

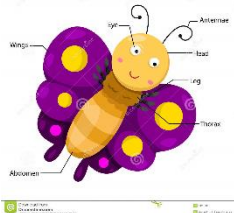




Gretna Green School

Kindergarten Learning Challenges May 11 - May 15



<p>Follow the step by step instructions on Art for Kids Hub to draw a butterfly. When you are finished, add details to your picture to show a beautiful spring day!</p> <p>https://www.artforkidshub.com/how-to-draw-a-butterfly/</p> 	 <p>Create a big number line like shown in the picture (1 – 10). Practice placing numbers in the correct order. Talk about the numbers that come before/after. Practice counting forward and back.</p>	<p>Choose an animal that you are interested in. Draw a picture and label it's body parts. Write 3 sentences about the animal. Ex:</p> <div style="display: flex; align-items: center;"> <div style="flex: 1;"> <p>Parts of a Butterfly</p>  </div> <div style="flex: 1;"> <p>Butterflies can see red, green and yellow. They eat nectar. Butterflies can fly.</p> </div> </div>	<p>Pretend you are operating a restaurant or café. Use the food in your house to create a menu with prices.</p> <p style="text-align: center;">Chase's Café</p> <p>Milk = \$2.00 Apples = \$1.00 Ice Cream = \$2.00 Bananas = \$1.00</p>	<ul style="list-style-type: none"> • Keep practicing your sight words. • Read! Remember the 3 Ways to Read a Book – words, pictures, re-tell. You can Read to Self, Read to Someone or Listen to Reading. Check out some books on Raz-Kids.com. 😊 • Writer's Workshop Home Edition – Help write a grocery list or a list of your favourite animals. Don't forget to stretch out the sounds to help you spell tricky words. • Keep working away on Math concepts with Dreambox
<p>Practice reading the Poem of the Week – Titled – <u>Little Seed</u></p> <p>*Skill- Reading Fluency. You will notice the more you practice the better your reading fluency will be.</p>	<p>If you are able to have access to materials for planting. Try planting a seed for vegetables or flowers.</p> 	<p>Can you find all the words that rhyme in the poem, <u>Little Seed</u>?</p> 	<p>Go to YouTube and search <u>SciShow Kids</u>.</p> <p>Watch the video titled. <u>How do seeds become plants?</u></p> <p>*Check out some of the other cool Science videos.</p>	

- **PLAY** – Set up a pretend restaurant, open a veterinarian's office, make a racetrack, build a village, put on a puppet show, have a play date with a classmate over facetime. Use your imagination and have fun!!!!
- Mr. Ryan's **Phys. Ed** activity ideas for the week are on his Teacher Page.

Thank you for all you are doing at home 😊 Choose the activities you wish to complete and have fun!

Email – tanya.matheson@nbed.nb.ca

Christine.otoole@nbed.nb.ca