

P. 201

Q 1. a) Isocèle

B) Scalène

c) équilatéral

D) Isocèle

P.202 Q2

ΔGEF ✓

ΔLMN

ΔXYZ

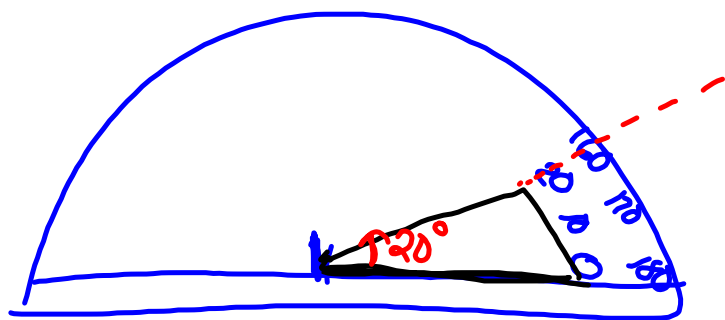
P. 203 Q7

a) isocèle

b) équilatéral

c) scalène


J'ai mesuré avec un règle.




P. 206

Q2 p. 207

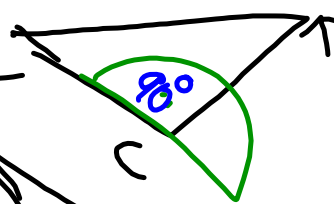
c) $\triangle ABC$ obtuangle




$\triangle NMP$ acutangle



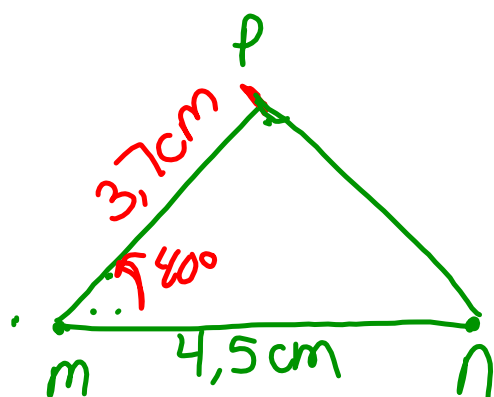
$\triangle JKL$ rectangle



$\triangle DEF$ obtuangle



P. 210



P. 2 13 6 et 7