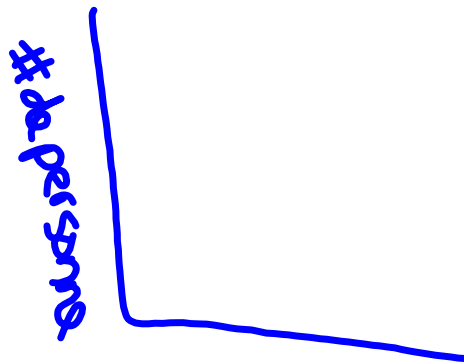
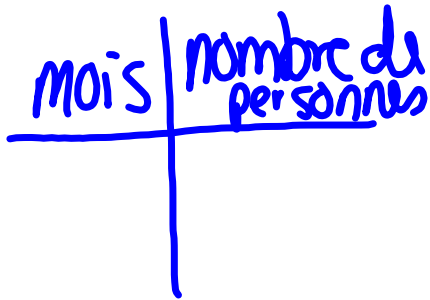

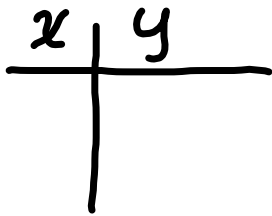


Graphique Linéaire

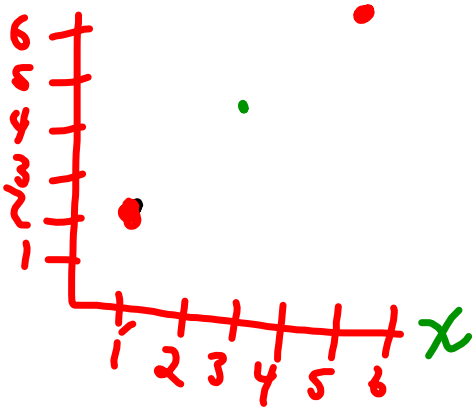


La première colonne est sur l'horizontal (x) mois

2 façons pour les table de valeurs.

x	y
1	2
3	4
5	6

x	1	3	5
y	2	4	6



(x, y) (3, 4)
 (1, 2) (5, 6)



données continues
↳ on joint les points

données discrets
↳ il n'y a pas de valeurs
entre nos points
↳ on ne joint pas les points.