

READING - 30 MINUTES A DAY

READING



Raz-Kids

<https://www.raz-kids.com/>

This week each student has been assigned a fiction book at their level, please check the assignment section on their raz account.

After you have finished your reading, choose two of the boxes below to answer.




<p>Sequencing</p> <p>Write 5 events from your book. Sequence them by putting them in the correct order.</p>	<p>Predicting</p> <p>Before you start the next chapter of your book, make a prediction about what you think will happen next. Then, after you read the chapter, tell whether or not your prediction was correct.</p>	<p>Monitoring</p> <p>As you read look for tricky words. Write them down. Then, use a dictionary to find out how to say them and what they mean. Write down the definitions</p>
<p>Questioning</p> <p>Before you read the next chapter, write 5 questions about your book. Keep reading and write the answers when you find them</p>	<p>Your choice</p> <p>Choose an activity that will help you practice reading strategies. Write about what you did.</p>	<p>Visualizing</p> <p>Choose a part of the book where the author used words to create a picture in your mind. Write the author's description, and draw a picture of what</p>
<p>Making Inferences</p> <p>Think about the title of your book. Why do you think the author gave the book this title? Use evidence from the book to support your answer.</p>	<p>Making Connections What happened in the book that you can relate to your life? Write about two connections you can make to the book.</p>	<p>Retelling When you finish reading the book, retell the story in your own words. Write the important events. Be sure to include the beginning, middle and end.</p>

LITERACY - 30 MINUTES A DAY (MONDAY - THURSDAY)

WORD WORK



- **Word Work**
- Find new vocabulary for you Writing, use some great descriptive words like
- Courageous
- Humorous
- Delightful
- Gifted
- Outstanding



WRITING




Create an acrostic poem to give to someone special for Mothers' Day.

To create an acrostic poem, follow these five easy steps:




1. Decide what to write about.
2. Write your word down vertically. MOTHER/GRAMMY/NANA/KOOKUM/ MERE
3. Brainstorm words or phrases that describe your mother /grandmother
4. Place your brainstormed words or phrases on the lines that begin with the same letters.
5. Fill in the rest of the lines to create a poem. It does not have to rhyme!

You can also click on the link below to view a short video explaining acrostic poems.

<https://www.youtube.com/watch?v=ybexYTzmZ5Y>



CROSS CURRICULAR - 30 MINUTES (FRIDAY)

CROSS-CURRICULAR	Scholastic Learn At Home https://classroommagazines.scholastic.com/support/learnathome.html	 30 MINUTES
PHYSICAL EDUCATION	Please see Mr. Ryan's Teacher Page	 30 MINUTES
MATH	Please see Mrs. Gardiner's Teacher Page	 30 MINUTES
EXTRA	Other activities that can be done throughout the week https://www.gonoodle.com/ https://www.cosmickids.com/	

